

**A
C
C
E
S
S
O
R
Y
K
I
T**

Accessory Kit No. AK-106B
 (Supersedes Accessory Kit No. AK-106A)

DATE: December 2, 1974
 TITLE: Outside Air Temperature Accessory Kit
 MODELS AFFECTED: All Model AA-1, AA-1A, AA-1B, AA-5 & AA-5B aircraft
 WEIGHT AND BALANCE CHANGE: AA-1, AA-1A & AA-1B AA-5 & AA-5B
 Weight Increase: .38 lb. .38 lb.
 Arm: 70.0 in. 74.768 in.

Parts List

<u>Quantity</u>	<u>Part Number</u>	<u>Description</u>
1	2716	Air Temperature Gauge
1	4202	Air Temp. Gauge (Alternate)
1	804006-1	Tube
1	804006-2	Tube
2	804041-1	Washer
6 inches	#576.1 Permagum (Prestite Eng. Co.)	Sealer

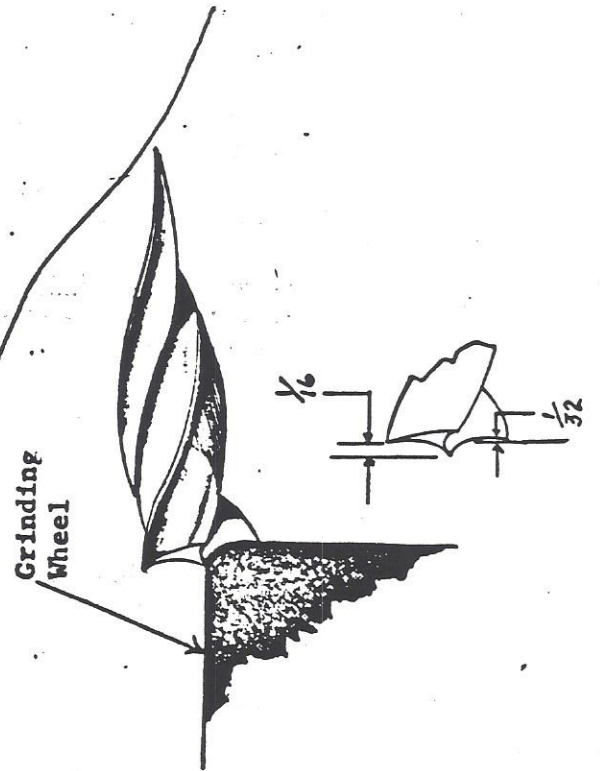
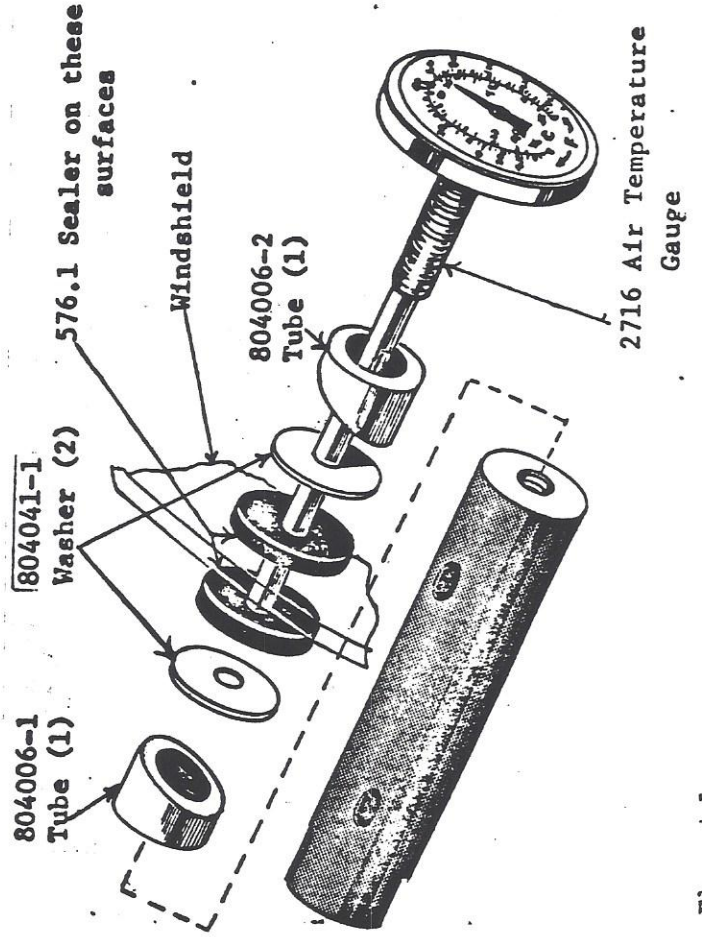
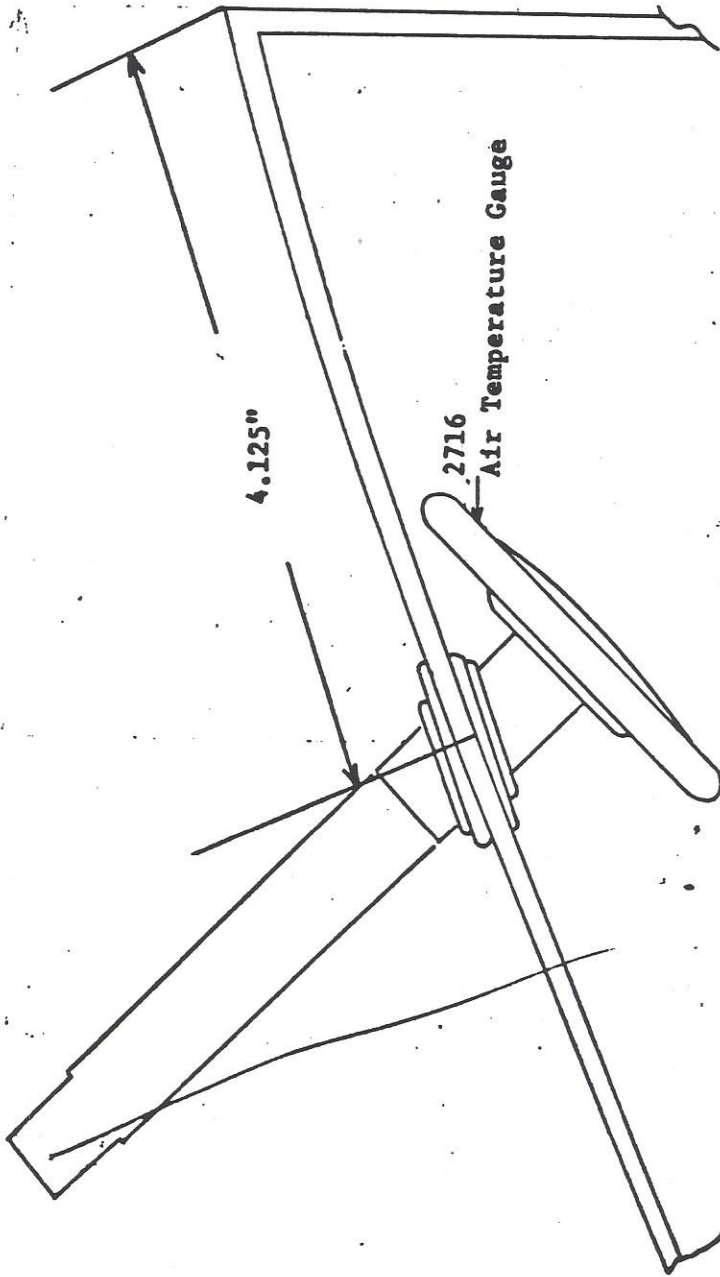
Description of Installation

1. Installation of outside air temperature gauge and related attaching hardware.
2. Estimated time to accomplish this installation is one (1) man hour.

Installation Instructions (Refer to figure 1)

1. Locate approximate center of windshield.
2. Run 1" wide (.75 wide min.) masking tape or equivalent from top to base on inside and outside surface of windshield.
3. Exact center line can now be located and marked on masking tape surface. Do not use any sharp objects that would possibly damage windshield.
4. Measure 4.125 inches forward from aft edge of windshield and mark gauge location.
5. Use a .50 dia. sheet metal drill bit (ground per figure 1) and drill from outside on centerlines through windshield with a slow turning 1/2" drill.
 (Note: Extreme care should be taken while drilling since possible cracking of windshield could occur. Drill should be held exactly perpendicular to surface of windshield.)
6. Remove masking tape from inside and outside of windshield and deburr hole.
7. Install rubber sealing grommets with sealer on windshield contact side of each grommet and install gauge per Figure 1.
 (Note: Do not apply any excess force on the windshield or over-tighten retaining sleeve.)

CHANGE (A): Added AA1A-0001 and up to MODELS AFFECTED. GRUMMAN AMERICAN AVIATION CORPORATION
 Part Number 804041-1 was 901050-1.
 CHANGE (B): Added AA-1B, AA-5 and AA-5B to MODEL AFFECTED.
 Listed 4202 Air Temperature Gauge as alternate.



Requested Method of Grinding Drill
for Drilling Plexiglass